

De Jong Duke Virtu Series

The De Jong Duke Virtu offers the perfect solution for your every demand. User-friendly and easy to maintain, the Virtu is optimized for performance and has a low total cost of ownership










De Jong Duke Virtu Series

One look, many possibilities. The Virtu range has two machine sizes that can feature the CoEx®, filterfresh®, or instant technology. With customized configurations and selections, a large touch screen, visible beans, and the innovative connect.me® online software, the Virtu is a versatile platform

Overview

- 
High Capacity
Gets you through the day
- 
ConnectMe
Turns Virtu into a communication platform
- 
Intuitive Touch Screen
Comfortable navigation to your favorite beverage
- 
Different brewing systems
A solutions for every need
- 
Jug option
Ideal for meetings

Applications

- Corporate Environment - Cafeteria, Reception Waiting Area, Employee Kitchen area, Meeting/Conference rooms
- Medical Centre - Doctor's Waiting/Reception area
- Sport Club VIP room

Additional Feature

Not only does the De Jong Duke Virtu series offer exceptional hot beverages but it also offers an advertisement feature. This advertisement feature gives the owner the ability to run advertisements while their guests enjoy their favorite hot beverage.

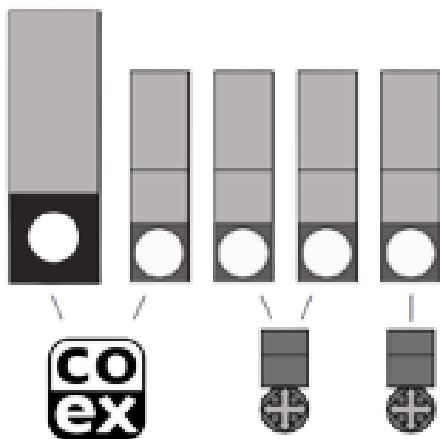
De Jong Virtu 81/35 AL

Selections

- Whole Bean Coffee
- Freshbrew Coffee
- Espresso
- Double Espresso
- Cappuccino
- Cafe au Lait
- Hot Chocolate
- Chocomilk
- Jug selections

Specifications

- 250 Cups capacity per day
- MoVeC-ICEq® & USB upload
- 10,4" full color touch screen
- Multiple languages possible
- Cup-sensor
- Strength selections menus
- Connection for payment systems [MDB]
- Boiler : 2x 0.4L



Capacities	#	Size	Gram	Cups
Wole Bean	1	BC	1100	150
Ground Coffee	2	60	580	75
Chocolate	3	60	1200	60
Milktopping	4	60	800	130
Sugar	5	60	1500	250

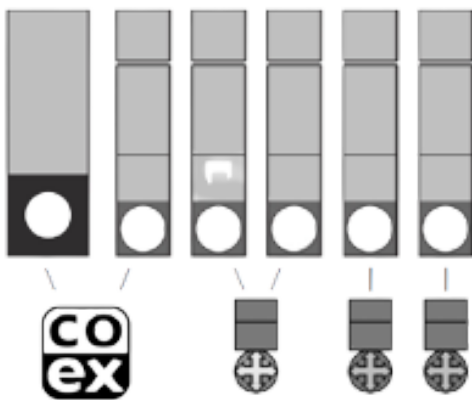
De Jong Virtu 91/46 A

Selections

- Whole Bean Coffee
- Freshbrew Coffee
- Espresso
- Cappuccino
- Cafe au Lait
- Cafe Latte
- Hot Chocolate
- Chocomilk
- Espresschoc
- Jug selections

Specifications

- 250 Cups capacity per day
- MoVeC-ICEq® & USB upload
- 10,4" full color touch screen
- Multiple languages possible
- Glass detecting Cup-sensor
- Strength selections menus
- Connection for payment systems [MDB]
- Boiler: 1 x 0.4L + 1x 5L



Capacities	#	Size	Gram	Cups
Wole Bean	1	BC	1100	150
Ground Coffee	2	60E	820	110
Chocolate	3	60E	1650	80
Milktopping	4	60E	1100	180
Sugar	5	60E	2000	330
Creamer	6	60E	1250	275